

Drainage and Wastewater Management Plans (DWMPs)

Workshop for the Rother DWMP

Wednesday 19th May 2021



from
**Southern
Water** 

Agenda

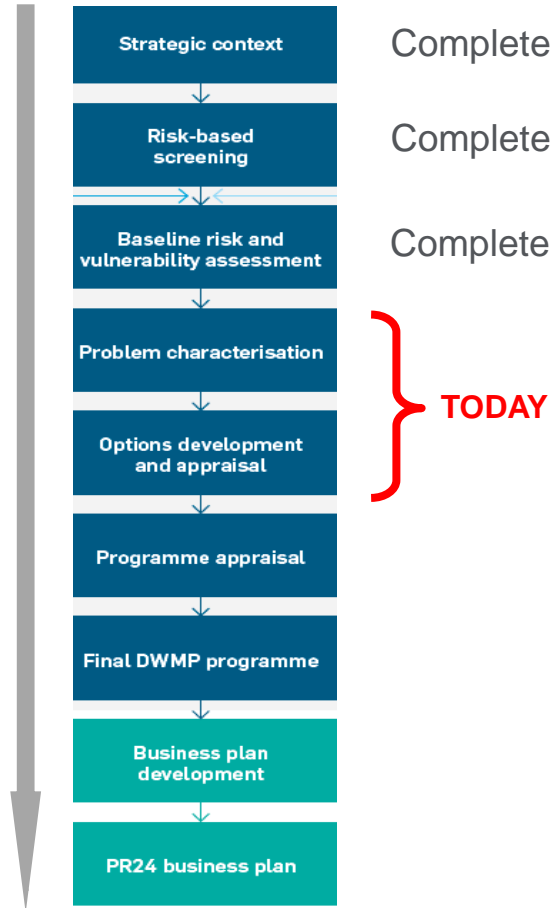
- Welcome and Purpose of the workshop
- Presentation: Problem Characterisation
- Break Out Session 1: Understanding the risks and identifying our strategy
- **BREAK**
- Presentation: Options Development and Appraisal
- Break Out Session 2: Identifying generic options
- Prioritising Wastewater Catchments
- Next steps



Welcome and Purpose



DWMP Process: Where are we now?



Our aim today is to:

- Understand the problem: risks, causes and drivers
- Start the Options Development and Appraisal process by selecting generic options
- Prioritise catchments for detailed planning



Purpose of the Workshop

- Determine the investment strategy for all wastewater catchments within the Rother river basin
- Start the options development and appraisal process by selecting generic options to progress to the detailed planning stage
- Prioritise wastewater catchments for the detailed planning stage; and
- Identify where we can work with partner organisations on the detailed (level 3) plans




Presentation: Problem Characterisation

Problem Characterisation

3 parts:

1. Causes and drivers of risks



Drivers of Risks



Customer



Hydraulics



Operational



Quality



Unknown



from
Southern
Water 

Drivers


A **Driver** is “a factor which causes a particular risk to happen or develop”. For the DWMP, it is the category associated with the cause of the risk, as set out below.

Driver	Definition	Examples
Hydraulic	Risks dependent on the capacity of the sewer network to cope with current or future flows generated in the catchment	Rain water, surface water, highway run-off, and river flooding entering into combined or separate foul sewers. Infiltration from surface or groundwater.
Operational	Risks associated with our asset management and operational management activities	Asset failures such as sewer collapse, leaking sewers, pump breakdowns and power supply faults.
Customer	Risks dependent on the activities and behaviours of our customers.	Misconnections of surface water to foul sewers (or vice versa). Blockages caused by disposing of fats, oils and grease into sewer or flushing of baby wipes, nappies etc. Unconsented trade waste or chemicals being poured into drains.
Quality	Risks associated with the treatment capacity and flow and quality compliance of our wastewater treatment works	Unable to achieve permits specified by the Environment Agency, lack of adequate treatment capacity for the flow arriving at the treatment works.

Problem Characterisation

3 parts:


1. Causes and drivers of risk
2. Identifying Catchment Strategy



Problem Characterisation

3 parts:

1. Causes and drivers of risks
2. Identifying Catchment Strategy
3. Strategic Needs and Complexity Assessment



		Strategic needs score ("How big is the problem?")			
		Negligible	Small	Medium	Large
		1-2	3-4	5-6	7-8
Complexity factors score ("How difficult is it to solve")	High (8+)	Teal	Yellow	Red	Red
	Medium (5-7)	Teal	Teal	Yellow	Yellow
	Low (<4)	Teal	Teal	Teal	Yellow



Purpose of Catchment Strategies

- Moves us to longer term thinking (25 year plan)
- Provides a clear statement of intent for our customers
- Align our whole business to get behind it and deliver
- Provides a focus for where investment is needed, and when
- Supports our investment planning



Catchment Investment Strategies

Do Nothing

- No investment.
- Baseline upon which to judge the cost effectiveness of doing 'something'

Maintain

- Current performance within acceptable limits and no major concerns for future.
- Continue to maintain. Replace assets like for like when needing replacement.
- Accept that climate change and growth may cause slight deterioration in levels of performance

Sustain

- Current performance acceptable, but risks will increase in the future.
- Continue to maintain, but as assets need replacing look to increase capacity to keep pace with climate change, development and asset condition to sustain the existing level of performance into the future

Enhance

- Current performance is unacceptable. The causes are mostly operational.
- Enhance current maintenance programmes (opex with some capital maintenance) to improve performance e.g. asset replacement/upgrades to improve reliability. No significant new assets or infrastructure required.

Prepare

- Current risks and performance are acceptable at the current time.
- Maintain existing system and performance levels, but actively invest now to **plan and prepare** for future risks and performance issues (e.g. where significant growth planned, or future tightening of permits). Invest in data collection, surveys, model build and feasibility studies (not design).

Defer

- Current performance acceptable at current time, but concerns about future risks in longer term. Risks expected to be easy to resolve.
- Continue to maintain, but defer decision and our consideration of options for capital investment for future rounds of the DWMP

Improve

- Current performance unacceptable. Need to reduce the current risks
- Actively look to invest capital funding in the short term to address current performance issues (and allow for future changes when implementing improvements)

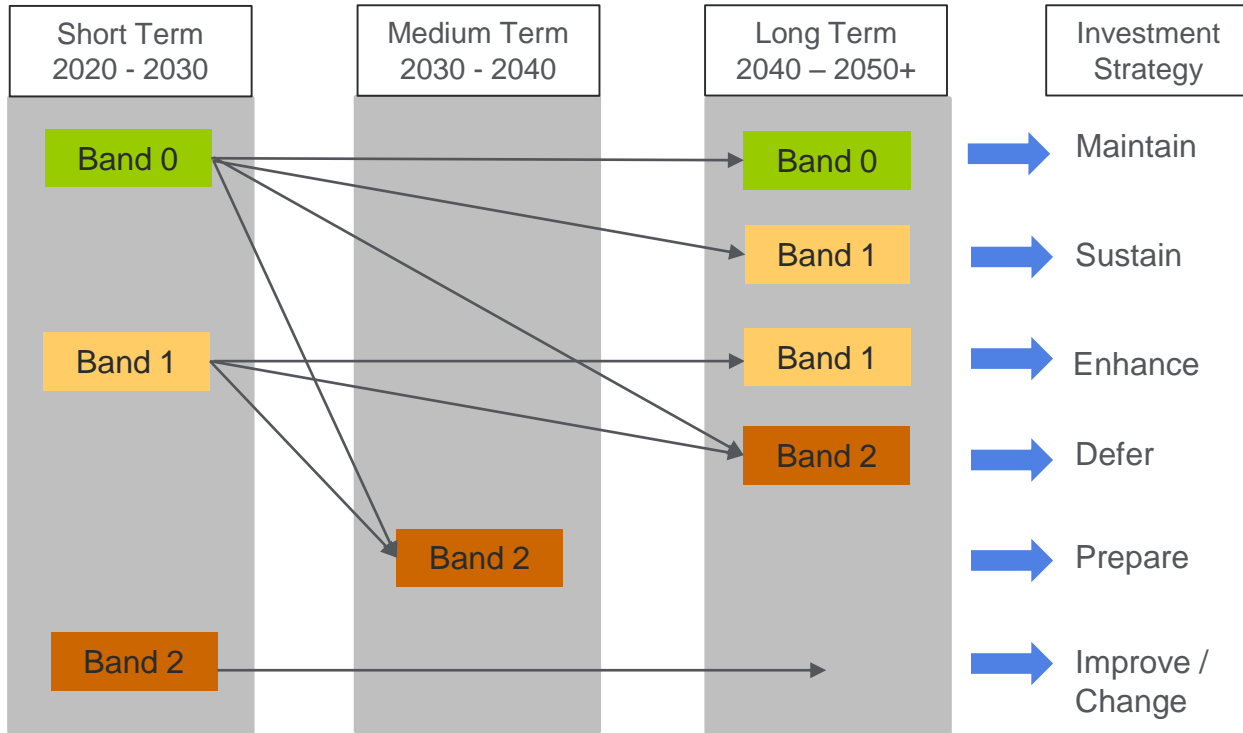
Change

- Current or future risk are/will be unacceptable, and the causes mean that the current system is not sustainable
- Changes to the wastewater system needed i.e. new technology, discharge to alternative water body / transfer, additional treatment, re-use. Potential requirement for WINEP investment.

LEVEL OF EFFORT



Determining our Investment Strategies



LEVEL OF EFFORT



BRAVA Results: Rother River Basin Catchment

NF	Not Flagged *
NA	Not Applicable **
0	Not Significant
1	Moderately Significant
2	Very Significant

Wastewater Catchment Reference	Wastewater Catchment Reference	Population Equivalent	Sewer Length (KM)	Planning Objective													
				Internal Sewer Flooding Risk	Pollution Risk	Sewer Collapse Risk	Risk of Sewer Flooding in a 1 in 50 year storm	Storm Overflow Performance	Risk of WTW Compliance Failure	Risk of flooding due to Hydraulic Overload	Dry Weather Flow Compliance	Good Ecological Status / Potential	Surface Water Management	Nutrient Neutrality	Groundwater Pollution	Bathing Waters	Shellfish Waters
				2020	2020	2020	2020	2020	2020	2020	2020	2020	2020	2020	2020	2020	2020
HYTH	HYTHE	19,984	214,367	0	2	0	0	2	0	1	0	0	0	NA	0	0	NA
ROMN	NEW ROMNEY	11,036	107,676	0	0	2	0	0	0	0	0	0	0	2	0	2	NA
TENT	TENTERDEN	8,542	134,479	0	0	0	2	1	0	2	0	1	0	2	0	NA	NA
DYMC	DYMCHURCH	7,039	96,814	0	0	2	0	0	0	0	0	0	0	2	0	2	NA
BATT	BATTLE	6,194	89,895	0	2	0	1	0	0	1	0	1	0	1	0	NA	NA
RYEW	RYE	5,556	61,844	2	1	2	2	2	0	1	0	0	0	2	0	0	NA
LYDD	LYDD	4,027	24,525	0	0	0	1	NA	0	1	0	1	0	2	0	NA	NA
TICE	TICEHURST	2,849	34,678	2	2	0	1	1	0	1	0	2	0	2	0	NA	NA
CAMB	CAMBER	2,624	17,350	2	0	0	2	0	0	2	0	0	0	2	0	0	NA
ROBE	ROBERTSBRIDGE	2,529	28,779	0	2	0	1	2	0	2	0	0	0	2	0	NA	NA
HAWN	HAWKHURST NORTH	2,263	16,377	0	1	0	1	2	1	0	0	0	0	2	0	NA	NA
WEST	WESTFIELD	2,233	52,115	0	0	0	1	1	1	0	0	0	0	2	0	NA	NA
HAWS	HAWKHURST SOUTH	2,010	21,327	0	2	0	1	1	0	1	0	0	0	2	0	NA	NA
HUGR	HURST GREEN	1,895	30,905	0	0	0	0	0	0	0	0	0	0	2	0	NA	NA
IDEN	IDEN	1,883	47,913	0	2	0	0	2	0	0	0	0	0	2	0	NA	NA
NOQL	QUICKBOURNE LANE NORTHIAM	1,861	22,438	0	0	2	0	2	2	0	0	0	0	2	0	NA	NA
MAYM	MERES FARM MAYFIELD	1,843	23,890	0	0	0	0	0	0	0	0	1	0	NA	0	NA	NA
HAST	HAMSTREET	1,608	16,915	0	0	0	0	1	0	2	0	0	0	2	0	NA	NA
FAIR	FAIRLIGHT	1,595	25,809	0	2	0	2	2	0	2	0	0	0	2	0	NA	NA
WIBE	WINCHELSEA BEACH	1,494	11,309	0	0	0	0	NA	0	0	0	2	0	2	0	1	NA
BURV	BURWASH VILLAGE	1,369	14,199	0	0	0	0	0	0	1	0	2	0	2	0	NA	NA
BRSL	STUBBS LANE BREDE	1,369	20,181	0	1	0	0	1	0	1	0	1	0	2	0	NA	NA
WOOD	WOODCHURCH	1,329	13,333	0	0	0	2	0	0	2	1	0	0	1	0	NA	NA
GUES	GUESTLING GREEN	1,247	23,209	0	0	0	0	2	2	0	0	0	0	2	0	NA	NA
SHST	SANDHURST	1,114	15,479	2	2	0	0	0	0	0	1	0	0	1	0	NA	NA
SEDL	SEDLSCOMBE	1,024	11,465	0	2	0	0	0	0	2	0	2	0	2	0	NA	NA
ICKL	ICKLESHAM	911	12,221	0	0	0	0	0	0	0	0	2	0	0	0	NA	NA
WITT	WITTERSHAM	900	11,510	0	0	0	2	1	2	0	0	0	0	1	0	NA	NA
MAYC	CROUCH FARM MAYFIELD	819	12,668	0	0	0	0	0	0	1	1	0	0	1	0	NA	NA
WADL	WASHWELL LANE WADHURST	784	13,254	0	0	0	0	0	1	1	0	0	0	0	0	NA	NA
BECK	BECKLEY	732	18,371	0	2	0	0	0	2	0	0	0	0	1	0	NA	NA
STCR	STAPLECROSS	730	7,676	0	0	0	0	1	0	0	0	0	0	1	0	NA	NA
BENE	BENENDEN	684	6,724	NF	NF	NF	NF	NF	NF	NF	NF	NF	NF	NF	NF	NF	NF
APPL	APPLEDORE	665	6,121	0	0	0	0	NA	2	0	0	0	0	0	0	NA	NA
WIFH	FERRY HILL WINCHELSEA	634	8,061	0	0	0	0	0	0	0	0	2	0	1	0	NA	NA
BURC	BURWASH COMMON	585	7,920	0	0	0	0	2	0	1	0	0	0	1	0	NA	NA
WARE	WAREHORNE	450	10,960	0	0	0	0	NA	1	0	0	0	0	1	0	NA	NA
ROLN	ROLVENDEN LAYNE	396	4,429	0	0	0	0	0	0	1	0	2	0	1	0	NA	NA
BROO	BROOKLAND	382	5,164	0	0	0	0	NA	0	1	0	0	0	1	0	NA	NA

Results shown for 2020 only



Suggested Catchment Strategies: Rother

Catchment Ref	Wastewater Catchment	Population	Investment Strategy
THOA	THREE OAKS	N/A	Improve
HYTH	HYTHE	19,984	Improve
ROMN	NEW ROMNEY	11,036	Improve
TENT	TENTERDEN	8,542	Improve
DYMC	DYMCHURCH	7,039	Improve
BATT	BATTLE	6,194	Improve
RYEW	RYE	5,556	Improve
LYDD	LYDD	4,027	Improve
TICE	TICEHURST	2,849	Improve
CAMB	CAMBER	2,624	Improve
ROBE	ROBERTSBRIDGE	2,529	Improve
HAWN	HAWKHURST NORTH	2,263	Improve
WEST	WESTFIELD	2,233	Improve
HAWS	HAWKHURST SOUTH	2,010	Improve
IDEN	IDEN	1,883	Improve
NOQL	QUICKBOURNE LANE NORTHIAM	1,861	Improve
MAYM	MERES FARM MAYFIELD	1,843	Improve
HAST	HAMSTREET	1,608	Improve
FAIR	FAIRLIGHT	1,595	Improve
WIBE	WINCHELSEA BEACH	1,494	Improve
BURV	BURWASH VILLAGE	1,369	Improve
BRSL	STUBBS LANE BREDE	1,369	Improve

WOOD	WOODCHURCH	1,329	Improve
GUES	GUESTLING GREEN	1,247	Improve
SHST	SANDHURST	1,114	Improve
SEDL	SEDLSCOMBE	1,024	Improve
ICKL	ICKLESHAM	911	Improve
WITT	WITTERSHAM	900	Improve
MAYC	CROUCH FARM MAYFIELD	819	Improve
WADL	WASHWELL LANE WADHURST	784	Improve
BECK	BECKLEY	732	Improve
STCR	STAPLECROSS	730	Improve
APPL	APPLEDORE	665	Improve
WIFH	FERRY HILL WINCHELSEA	634	Improve
BURC	BURWASH COMMON	585	Improve
WARE	WAREHORNE	450	Improve
ROLN	ROLVENDEN LAYNE	396	Improve
BROO	BROOKLAND	382	Improve
IDEG	IDEN GREEN	293	Improve
STON	STONEGATE	223	Improve
STOG	STONE GREEN STONE IN OXNEY	219	Improve
UDIM	UDIMORE	54	Improve
READ	READING STREET	31	Improve
BRWW	BREDE WATERWORKS	17	Improve

Improve only

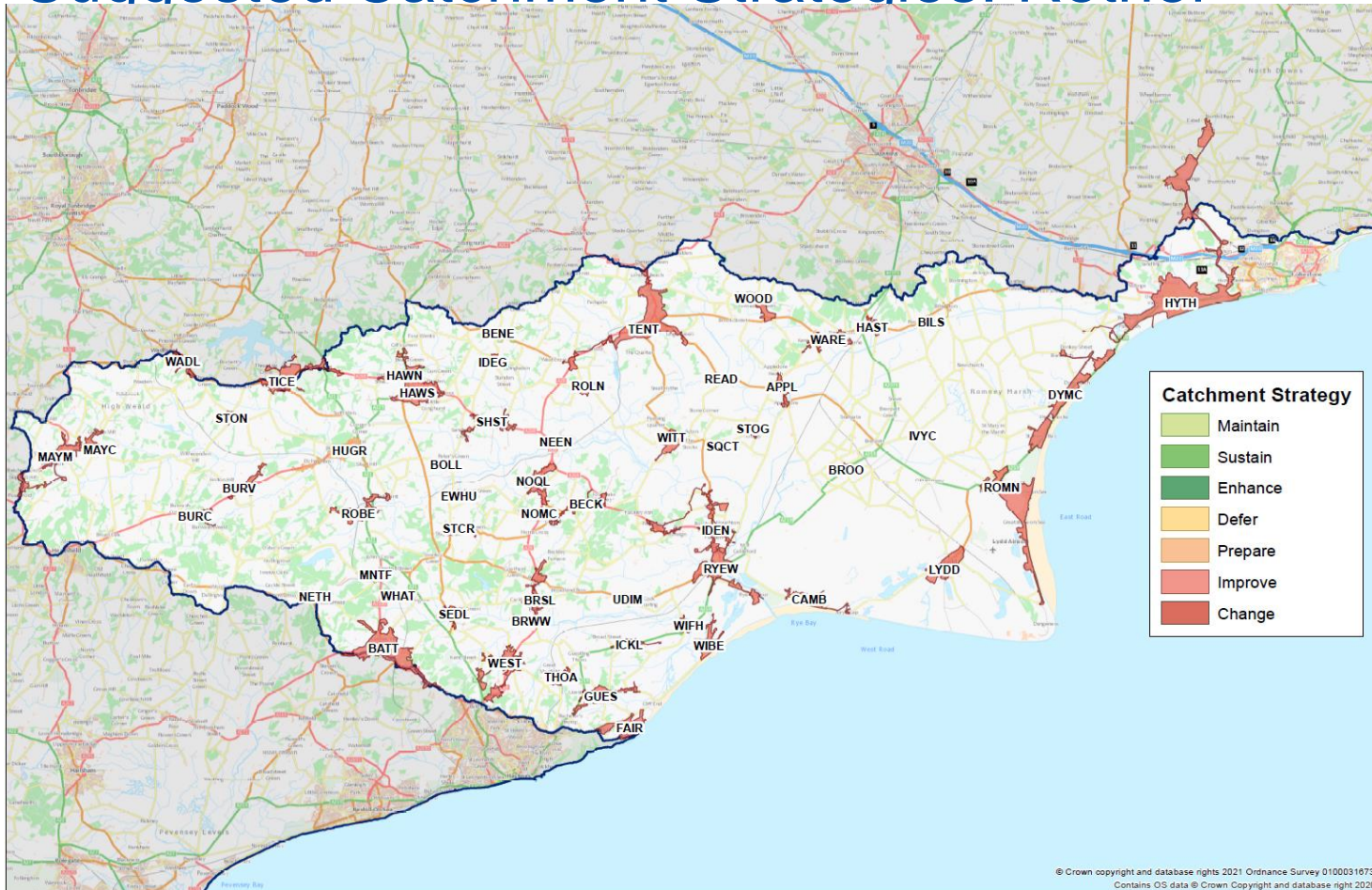


Suggested Catchment Strategies: Rother

Catchment Ref	Wastewater Catchment	Population	Investment Strategy
MNTF	MOUNTFIELD	N/A	Maintain
HUGR	HURST GREEN	1,895	Prepare
BENE	BENENDEN	684	Maintain
NETH	NETHERFIELD	381	Prepare
BILS	BILSINGTON	286	Prepare
NOMC	MILL CORNER NORTHIAM	182	Prepare
IVYC	IVYCHURCH	173	Prepare
BOLL	LEVETTS LANE BODIAM	172	Prepare
NEEN	NEWENDEN	167	Prepare
WHAT	WHATLINGTON	65	Prepare
EWHU	EWHURST GREEN	55	Prepare
SQCT	QUARRY COTTAGES STONE IN OXNEY	40	Maintain

Excludes “Improve”

Suggested Catchment Strategies: Rother



- 56 sewer catchments
- 54 WTWs
- 290 WPS
- 1349km sewers
- 7% area
- 89% homes connected



Questions

Break Out Session 1

Instructions for Break-Out Session 1

For each wastewater catchment:

1. Review the BRAVA results and decide the appropriate catchment investment strategy; and
2. Review the causes of the risks and decide the appropriate drivers

Time allowed: 30 minutes



Plenary: Feedback from Break-Outs

Poll 1



Options Development and Appraisal (ODA)

DWMPs: Identifying and Developing Options

Generic Options

Screening Questions:

- Could this generic option be utilised to manage and/or reduce the risks identified in the BRAVA?

Unconstrained Options

Screening Questions:

- Is the option **technically feasible** given site, operational or option-specific circumstances?
- Is it **cost effective** (based on a simple high, medium, low cost assessment)?
- Does the option achieve the required **outcome**?
- Are there **environmental risks** that cannot be mitigated or benefits provided?
- Would the option likely be supported by **customers**?
- Risk and uncertainty – does the option provide **resilience** against future uncertainties?

Constrained Options

Screening Questions:













- 1. Feasibility and risk:**
 - Customer acceptability?
 - Political acceptability?
 - Timeline for implementation
 - Dependencies
 - 'Third parties'
 - Planning and regulatory constraints
- 2. Engineering and cost:**
 - Engineering complexity
 - Cost
- 3. Performance:**
 - Outcomes
 - Flexibility to adapt
 - Resilience
- 4. Operational**
- 5. Environmental**
 - High Level Screening (SEA, HRA, WFD, Biodiversity Net Gain, Natural Capital)

Feasible Options

Provide for each Feasible Option:

- A description of the option
- A description of how the option being described differs from baseline activities
- Scale of the benefits to be achieved against single or multiple planning objectives.
- An assessment of customers' likely support for the option.
- An estimate of the time needed to investigate and implement the option, including the earliest start date.
- An assessment of the risks and uncertainty associated with the option.
- An assessment of the flexibility of the option to adapt to future uncertainty.
- An explanation of whether the option depends on an existing scheme or a proposed option, or is mutually exclusive with another option.
- An assessment of factors or constraints specific to the option (e.g. planning risks).
- A description of how the option will be utilised and impact on costs.
- An assessment of the environmental impacts of the option
- A Habitats Regulations Assessment if an option could affect any designated European site.
- An assessment of the costs and benefits.

DWMPs: Generic Options

Type of Measures	Generic Option Categories	Icon	Examples of Generic Options
Source (Demand) Measures (to reduce likelihood)	Control / Reduce surface water run-off		Natural Flood Management; rural land management and catchment management; SuDS including blue and green infrastructure; storm management
	Reduce groundwater levels		Reduce leakage from water supply pipes; pump away schemes to locally lower groundwater near sewer network
	Improve quality of wastewater		Domestic and business customer education; incentives and behaviour change (reduce Fats, Oils & Grease, wet wipes etc.); monitoring trade waste at source; on-site black water and/or greywater pre-treatment
	Reduce the quantity / demand		Water efficient appliances; water efficient measures; blackwater and/or greywater re-use; treatment at source
Pathway (Supply) Measures (to reduce likelihood)	Improve Sewer Network		Asset optimisation; additional network capacity; storage; separate flows; operational improvements; structural repairs; re-line sewer pipe and manholes; smart networks.
	Improve Treatment Quality		Increase treatment capacity; rationalisation of treatment works (centralisation / decentralisation); install tertiary plant; UV plant or disinfection facilities; innovation; improve Technical Achievable Limits; new WTWs
	Wastewater Transfer to treatment elsewhere		Transfer flow to other network or treatment sites; transport sewage by tanker to other sites
Receptor Measures (to reduce consequences)	Mitigate impacts on Air Quality		Carbon offsetting; noise suppression /filtering; odour control and treatments
	Improve Land and Soils		Sludge soil enhancement
	Mitigate impacts on receiving waters		River enhancement, aeration
	Reduce impact on properties		Property flood resilience; non-return valves; flood guards / doors; air brick covers
Other	Study / Investigation		Additional data required; hydraulic model development; WQ monitoring and modelling



Break Out Session 2



Instructions for Break-Out Session

Task:













Based on your understanding of the risks, causes and the drivers from the first break-out session

..... now identify the **generic options** to progress in the detailed planning for the wastewater catchment

Time allowed: 30 minutes



Break-out Groups: Template to complete

Planning Objectives		Driver	Type of Measures	Generic Option Categories	Icon	Take Forward?	Reasons	Examples of Generic Options
PO1	Pollution	Operational	Source (Demand) Measures (to reduce likelihood)	Control / Reduce surface water run-off		N		Natural Flood Management; rural land management and catchment management; SuDS including blue and green infrastructure; storm management
PO3	Sewer Collapse Risk	Operational		Reduce groundwater levels		N		Reduce leakage from water supply pipes; pump away schemes to locally lower groundwater near sewer network
PO4	1 in 50 year	Hydraulic		Improve quality of wastewater		N		Domestic and business customer education; incentives and behaviour change (reduce Fats, Oils & Grease, wet wipes etc.); monitoring trade waste at source; on-site black water and/or greywater pre-treatment
BP09	Good Ecological status	Quality		Reduce the quantity / demand		N		Water efficient appliances; water efficient measures; blackwater and/or greywater re-use; treatment at source
BP10	Surface Water flooding	Hydraulic	Pathway (Supply) Measures (to reduce likelihood)	Improve Sewer Network		N		Asset optimisation; additional network capacity; storage; separate flows; operational improvements; structural repairs; re-line sewer pipe and manholes; smart networks.
BP12	Groundwater Pollution	Operational		Improve Treatment Quality		N		Increase treatment capacity; rationalisation of treatment works (centralisation / de-centralisation); install tertiary plant; UV plant or disinfection facilities; innovation; improve Technical Achievable Limits; new WTWs
BP13	Bathing Waters	Customer		Wastewater Transfer to treatment elsewhere		N		Transfer flow to other network or treatment sites; transport sewage by tanker to other sites
			Receptor Measures (to reduce consequences)	Mitigate impacts on Air Quality		N/A	Not included in first round of DWMPs	Carbon offsetting; noise suppression /filtering; odour control and treatments
				Improve Land and Soils		N/A	Not included in first round of DWMPs	Sludge soil enhancement
				Mitigate impacts on receiving waters		N		River enhancement, aeration
				Reduce impact on properties		N		Property flood resilience; non-return valves; flood guards / doors; air brick covers
			Other	Study / Investigation		N		Additional data required; hydraulic model development; WQ monitoring and modelling

Plenary: Feedback from Break-Outs

Poll 2



Prioritising Wastewater Catchments

Prioritising Wastewater Catchments

- How to prioritise the wastewater catchments on the Rother for next stage of the DWMP?
- Where do we start?
- Which catchments should we do first?
- Would you like to work with us on any of these catchments?

Prioritising Wastewater Catchments in Rother

Catchment Ref	Wastewater Catchment	Population	BRAVA Results 2020 No. of POs in each band			Investment Strategy	PC Matrix
			0	1	2		
RYEW	RYE	5,556	6	2	5	Improve	Red
FAIR	FAIRLIGHT	1,595	7	0	5	Improve	Yellow
TICE	TICEHURST	2,849	5	3	4	Improve	Yellow
ROBE	ROBERTSBRIDGE	2,529	7	1	4	Improve	Yellow
CAMB	CAMBER	2,624	9	0	4	Improve	Green
NOQL	QUICKBOURNE LANE NORTHIAM	1,861	8	0	4	Improve	Green
SEDL	SEDLSCOMBE	1,024	8	0	4	Improve	Green
TENT	TENTERDEN	8,542	7	2	3	Improve	Green
ROMN	NEW ROMNEY	11,036	10	0	3	Improve	Yellow
DYMC	DYMCHURCH	7,039	10	0	3	Improve	Green
IDEN	IDEN	1,883	9	0	3	Improve	Green
GUES	GUESTLING GREEN	1,247	9	0	3	Improve	Green
HAWN	HAWKHURST NORTH	2,263	7	3	2	Improve	Green
HAWS	HAWKHURST SOUTH	2,010	7	3	2	Improve	Green
WOOD	WOODCHURCH	1,329	8	2	2	Improve	Green
SHST	SANDHURST	1,114	8	2	2	Improve	Green
WITT	WITTERSHAM	900	8	2	2	Improve	Green
HYTH	HYTHE	19,984	9	1	2	Improve	Green
HAST	HAMSTREET	1,608	9	1	2	Improve	Green
WIBE	WINCHELSEA BEACH	1,494	9	1	2	Improve	Green
BURV	BURWASH VILLAGE	1,369	9	1	2	Improve	Green
BECK	BECKLEY	732	9	1	2	Improve	Green
BATT	BATTLE	6,194	7	4	1	Improve	Green
BRSL	STUBBS LANE BREDE	1,369	7	4	1	Improve	Green
LYDD	LYDD	4,027	7	3	1	Improve	Green

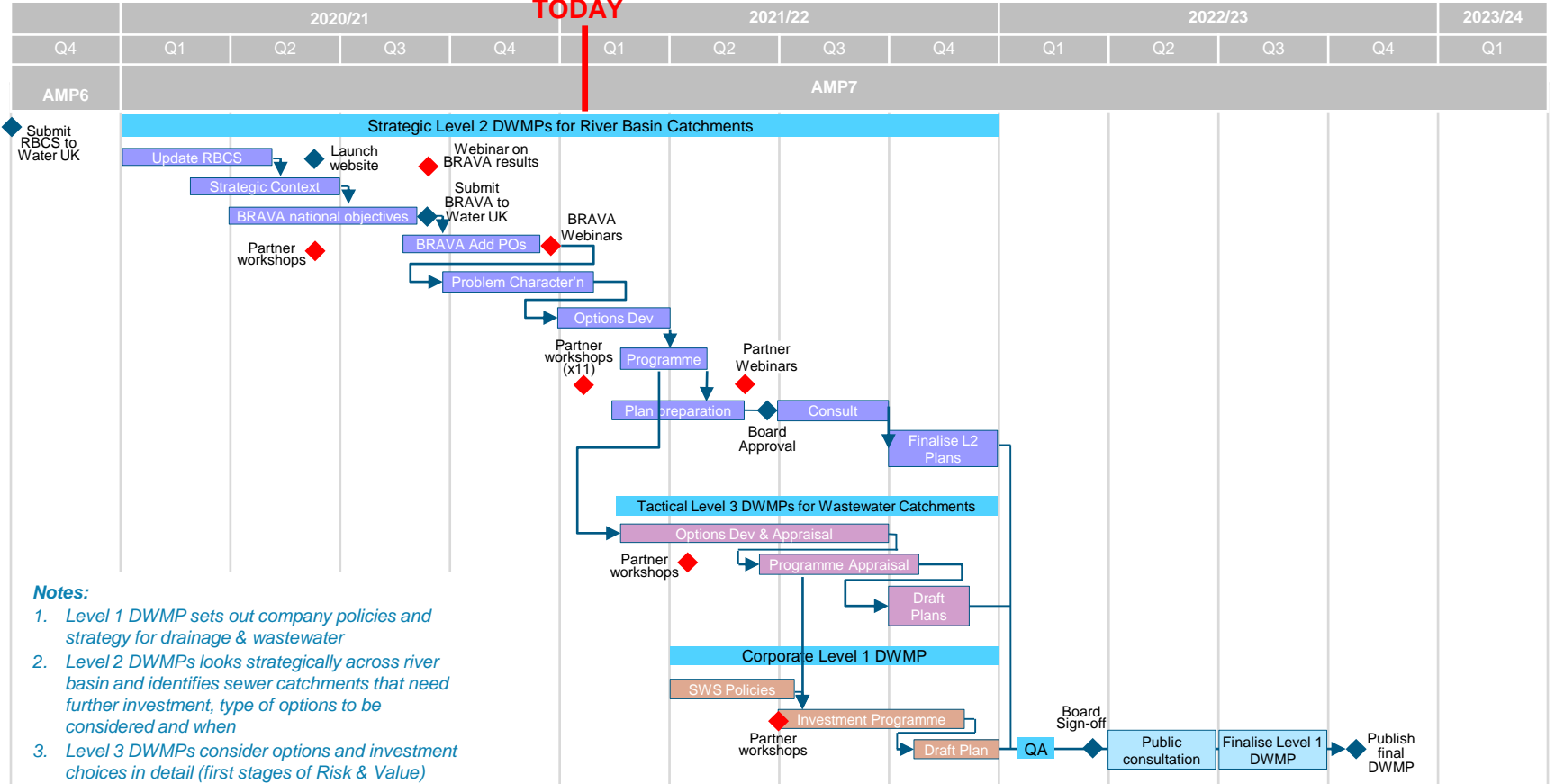
25 catchments shown



Next Steps



DWMP High-Level Delivery Programme



Questions

Summary



Summary of Workshop

What have we done today?

- Looked at causes and drivers of the risks
- Identified the catchment investment strategy for a wastewater catchment
- Determined the generic options to take forward and which to reject
- Prioritised the wastewater catchments in the Rother river basin
- Started thinking about where we may be able to work together on plans for individual wastewater catchments

Poll 3



Thank you for participating today

Website: www.southernwater.co.uk/dwmp

Contact us: DWMP@southernwater.co.uk

